



Understanding Your Permit

Dashboard Home Apply ▼ My Work Today's Inspections Map Report Fee Estimator Search  Calendar 

Permit Number: BLDC-02-23-46489

[Permit Details](#) | [Tab Elements](#) | [Main Menu](#)

Type:	Building (Commercial) - Alteration, Remodel, Repair	Status:	Issued	Project Name:	
IVR Number:	632995	Applied Date:	02/10/2023	Issue Date:	03/29/2023
District:	City of Maitland, FL	Assigned To:		Expire Date:	10/30/2023
Square Feet:	400.00	Valuation:	\$0.00	Finalized Date:	05/01/2023
Description:	CITY WORK - Demo 5ft tall wall, relocate electrical outlets & switches, and install door frame in an existing opening.				

Summary

[Locations](#)

[Fees](#)

[Reviews](#)

[Inspections](#)

[Attachments](#)

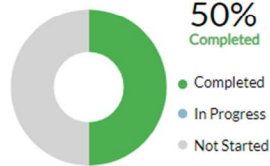
[Contacts](#)

[Sub-Records](#)

[Holds](#)

[More Info](#)

Progress



Workflow

- ✓ Electrical (COMM)(ARR) - Passed
- ✓ Confirm application complete - Passed : 02/13/2023
- ✗ Building Review (Commercial)(ALT) - Not Passed : 02/15/2023
- ✓ Building Review (Commercial)(ALT) - Passed : 03/15/2023
- ✓ Issue Permit - Passed : 03/29/2023
- ✓ Framing - Passed : 04/11/2023
- ✓ Mechanical (COMM)(ARR) - Passed : 04/24/2023

Available Actions

 No Actions

When you open a permit from your dashboard a variety of progress tracking options are available.

The top blue portion of the screen will give you all the general information about your permit including:

- Permit Number
- Permit Type
- Permit Status

Navigate through your permit using these tabs to request inspections, upload files, pay fees, and much more.



When your permit is issued by the city an "Issue Date" will generate and the permit card can be printed by the blue printer icon.

Your expiration date gets updated 180 days out from your last passed inspection.

If you would like to renew or extend your expiration date please send us an email request to: Digitalplan@itsmymaitland.com.